

Special Education

Examples
of
Plan Formats
and
Performance Measures

Fiscal Policy Studies Institute
Santa Fe, New Mexico

February 16, 2003

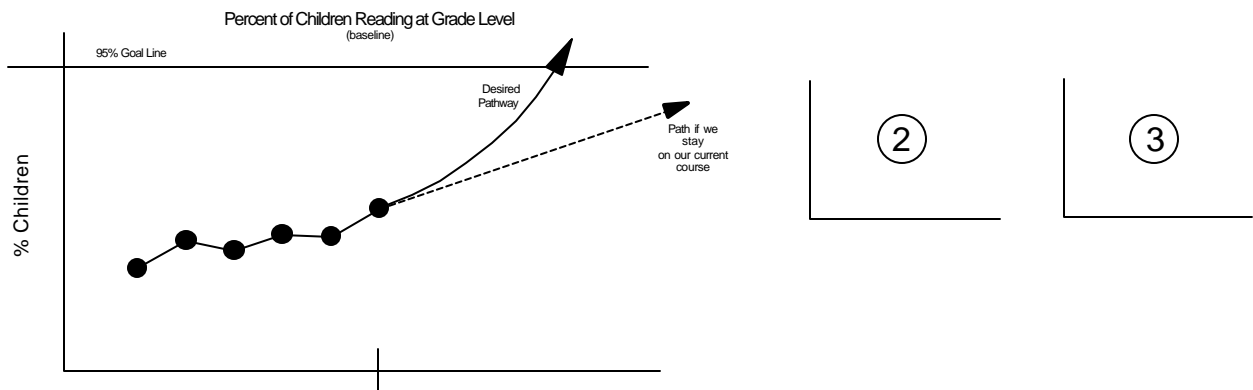
School Improvement Plan

FORMAT

Goal 1: Excellent Student Performance

(or student outcome or student result)

MEASURES



STORY BEHIND PERFORMANCE

KEY PARTNERS

ACTION PLAN

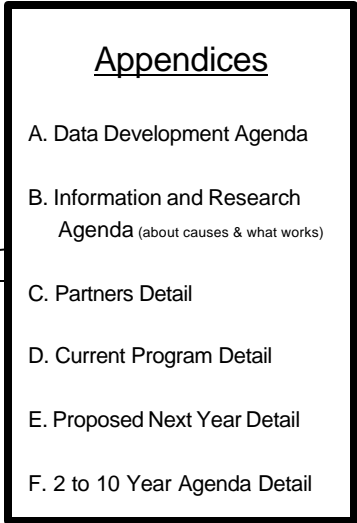
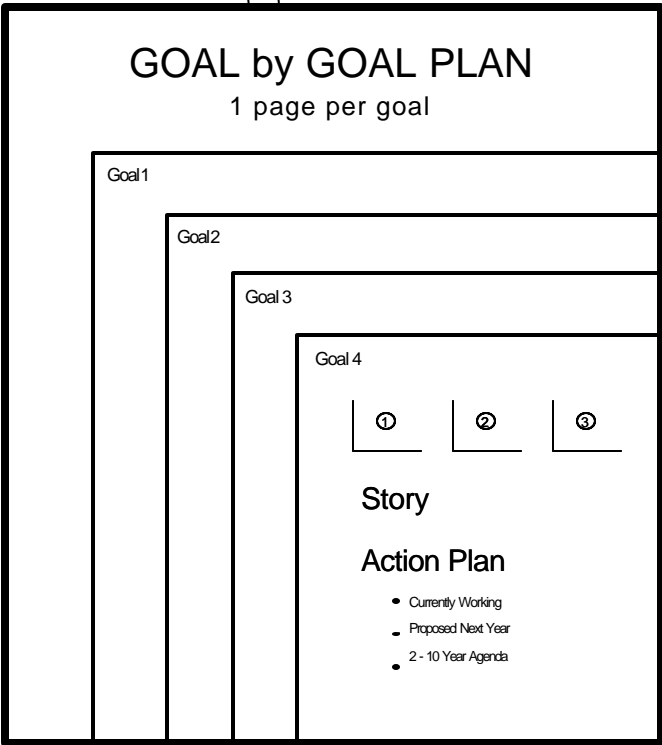
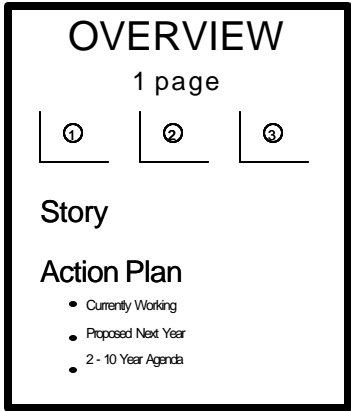
- Currently Working
- Proposed Next Year
- 2 - 10 Year Agenda

Link to Budget

Appendices

- A. Data Development Agenda
- B. Information and Research Agenda (about causes & what works)
- C. Partners Detail
- D. Current Program Detail
- E. Proposed Next Year Detail
- F. 2 to 10 Year Agenda Detail

School Improvement Plan STRUCTURE



SPECIAL EDUCATION

FPSI

Performance Measures

How much did we do?

Customers

- # Students
 - by age
 - by disability
- # Parents
- # School Districts

Activities

- # Teachers
- # Hours of Instruction
- # Assessments
- # IEP's
- # Meetings
- # Hours Related Services
- # Improvement Plans
- # Interagency Agreements
- # Training Sessions

How well did we do it?

Common Measures

- Student/Teacher Ratio
- Teacher retention rate
- Rate of Complaints
- % Teachers fully certified

Activity Specific Measures

- % Positive evaluations on training
- % Children in Least Restrictive Env.
- % Assessments on time
- % IEP's on time
- % IEP meetings with student/parent attendance/participation
- % IEP's that pass compliance audit
- % IDEA/NCLB compliance (composite)
- % Related services delivered per plan
- Rate of disproportional representation
- Rate of complaints (and succ. mediation)

Is Anyone Better Off?

#

#

#

#

#

#

#

#

#

#

- % Students with good attendance
- % Graduation Rate
- % Dropout Rate
- % Suspensions/expulsions
- % Proficient (currently in Sp. Ed.)
 - by Reading/Math/Science
 - by grade level
- % Proficient (current plus exits)
- % Working of those in Sp. Ed.
 - at graduation
 - 1, 3 and 5 years after graduation
- % Working of those ever in Sp Ed in grades 8 to 12
 - 1, 3 and 5 years after graduation
- % In post secondary education
 - 1, 3 and 5 years after graduation
- % who successfully exit special education with no return in 1, 3, 5 yrs.